





## 2009 Pacer Jr. Baseball - Parent Survey




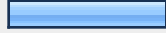
1. What league/level did your child play?						
Team Classification						
	Kindergarten T-Ball	First Grade Rookie	Second Grade Rookie	Midget Nat. - Brown	Midget Nat. - Humphreys	Mic Na Sn
Team/Coach	9.5% (12)	<b>10.3% (13)</b>	8.7% (11)	3.2% (4)	4.0% (5)	4.0%





2. Please rate the website.					
	Needs Improvement	Satisfactory	Excellent	Rating Average	Response Count
Easy to find and navigate	9.8% (12)	<b>65.9% (81)</b>	24.4% (30)	2.15	123
Did the website provide the information you needed?	15.6% (19)	<b>59.8% (73)</b>	24.6% (30)	2.09	122
On-line registration process	4.1% (5)	<b>54.9% (67)</b>	41.0% (50)	2.37	122
	Improvement Comments				17
	<b><i>answered question</i></b>				<b>123</b>
	<b><i>skipped question</i></b>				<b>3</b>






3. Did you feel the baseball program offered a good value for the fees paid?			
		Response Percent	Response Count
Yes		85.7%	108
No		14.3%	18
		Comments	28
		<b>answered question</b>	<b>126</b>
		<b>skipped question</b>	<b>0</b>

4. Has Pacer JBO been good at communicating events, schedules & activities?			
		Response Percent	Response Count
Yes		88.6%	109
No		11.4%	14
		Other (please specify)	20
		<b>answered question</b>	<b>123</b>
		<b>skipped question</b>	<b>3</b>

5. Evaluations						
	Not Really	Satisfactory	Outstanding	N/A	Rating Average	Response Count
Was your player comfortable with the evaluation process?	3.3% (4)	<b>43.4% (53)</b>	19.7% (24)	33.6% (41)	2.25	122
Was your child evaluated fairly?	9.8% (12)	32.0% (39)	22.1% (27)	<b>36.1% (44)</b>	2.19	122
Was your child placed at a level that fit their skill, ability, and commitment level?	7.4% (9)	<b>34.4% (42)</b>	25.4% (31)	32.8% (40)	2.27	122
Did you receive timely communication of results?	8.2% (10)	<b>36.1% (44)</b>	22.1% (27)	33.6% (41)	2.21	122
Comments						16
<i>answered question</i>						<b>122</b>
<i>skipped question</i>						<b>4</b>

6. Lakeridge Fields (location, availability, condition)			
		Response Percent	Response Count
Poor		5.7%	7
Satisfactory		32.8%	40
<b>More than satisfactory</b>		<b>37.7%</b>	<b>46</b>
Excellent		23.8%	29
Improvement Comments			26
<i>answered question</i>			<b>122</b>
<i>skipped question</i>			<b>4</b>




7. Player Safety				
			Response Percent	Response Count
Poor			1.7%	2
Satisfactory			20.7%	25
<b>More than satisfactory</b>			<b>42.1%</b>	<b>51</b>
Excellent			35.5%	43
			Improvement Comments	10
			<b><i>answered question</i></b>	<b>121</b>
			<b><i>skipped question</i></b>	<b>5</b>




8. Umpires				
			Response Percent	Response Count
Poor			2.5%	3
<b>Satisfactory</b>			<b>33.6%</b>	<b>41</b>
More than satisfactory			24.6%	30
Excellent			14.8%	18
N/A			24.6%	30
			Improvement Comments	21
			<b><i>answered question</i></b>	<b>122</b>
			<b><i>skipped question</i></b>	<b>4</b>

9. How many years has your child played organized baseball?		
		Response Count
		119
		<b>answered question</b> 119
		<b>skipped question</b> 7

10. How much did your player's abilities improve during the season?			
		Response Percent	Response Count
Not at all		1.7%	2
Somewhat, but not what I expected		20.7%	25
<b>Up to my expectations</b>		<b>50.4%</b>	<b>61</b>
More than I expected		19.0%	23
A great deal		8.3%	10
		Comments	18
		<b>answered question</b>	<b>121</b>
		<b>skipped question</b>	<b>5</b>



11. Were team practices enjoyable?			
		Response Percent	Response Count
Not really		5.8%	7
Satisfactory		41.3%	50
<b>Very Enjoyable</b>		<b>52.9%</b>	<b>64</b>
		Comments	15
		<b>answered question</b>	<b>121</b>
		<b>skipped question</b>	<b>5</b>

12. Our team practices were:			Response Percent	Response Count
Too frequent			5.8%	7
<b>Just right</b>			<b>80.2%</b>	<b>97</b>
Not enough			14.0%	17
			Comments	15
			<i>answered question</i>	<b>121</b>
			<i>skipped question</i>	<b>5</b>





13. Did you feel the team played the appropriate number of games?			Response Percent	Response Count
No, too many			6.6%	8
<b>Yes, appropriate for this age group</b>			<b>84.3%</b>	<b>102</b>
No, not enough			9.1%	11
			Comments	17
			<i>answered question</i>	<b>121</b>
			<i>skipped question</i>	<b>5</b>





14. Was the team well organized (communications, field prep, scheduling, etc.)?			
		Response Percent	Response Count
No		9.9%	12
Adequate		24.0%	29
<b>Excellent</b>		<b>66.1%</b>	<b>80</b>
Comments			19
<i>answered question</i>			<b>121</b>
<i>skipped question</i>			<b>5</b>



15. How would you rate your team's performance?			
		Response Percent	Response Count
Not Satisfactory		14.9%	18
<b>Adequate</b>		<b>33.9%</b>	<b>41</b>
Better than expected		28.1%	34
Excellent		23.1%	28
Comments			21
<i>answered question</i>			<b>121</b>
<i>skipped question</i>			<b>5</b>




16. Was your team placed at the correct competitive level of play?			
		Response Percent	Response Count
Yes		94.8%	109
No		5.2%	6
Other (please specify)			15
<b>answered question</b>			<b>115</b>
<b>skipped question</b>			<b>11</b>






17. Players play baseball for many reasons. Please rate how important each reason is to why your child played baseball.					
	Not Important	Important	Extremely Important	Rating Average	Response Count
Camaraderie, being part of a team	3.3% (4)	30.6% (37)	<b>66.1% (80)</b>	2.63	121
Winning against other players and teams	23.1% (28)	<b>59.5% (72)</b>	17.4% (21)	1.94	121
Fun and the social aspects of the game	2.5% (3)	38.8% (47)	<b>58.7% (71)</b>	2.56	121
Improving player's baseball skills	2.5% (3)	33.1% (40)	<b>64.5% (78)</b>	2.62	121
Other (please specify)					9
<b>answered question</b>					<b>121</b>
<b>skipped question</b>					<b>5</b>





18. Does your player want to continue playing?			
		Response Percent	Response Count
No		0.8%	1
Not sure, maybe not		13.2%	16
Probably		26.4%	32
<b>Absolutely</b>		<b>59.5%</b>	<b>72</b>
Comments			21
<i>answered question</i>			<b>121</b>
<i>skipped question</i>			<b>5</b>





19. Did the coach have open and frequent communication with Players & Parents?			
		Response Percent	Response Count
Not really		5.1%	6
Somewhat, but not adequate		10.3%	12
Yes, adequate		28.2%	33
<b>Yes, outstanding</b>		<b>56.4%</b>	<b>66</b>
Comments			19
<i>answered question</i>			<b>117</b>
<i>skipped question</i>			<b>9</b>





20. Were practices well organized and the appropriate length for your child's league/level?			
		Response Percent	Response Count
Yes		85.5%	100
No		14.5%	17
		Other (please specify)	16
		<b>answered question</b>	<b>117</b>
		<b>skipped question</b>	<b>9</b>

21. Was the coach knowledgeable about baseball and baseball strategy?			
		Response Percent	Response Count
Not really		0.0%	0
Somewhat, but not adequate		11.1%	13
Yes, adequate		32.5%	38
<b>Yes, outstanding</b>		<b>56.4%</b>	<b>66</b>
		Comments	14
		<b>answered question</b>	<b>117</b>
		<b>skipped question</b>	<b>9</b>

22. Please rate the coach's ability to teach, motivate, instruct players to improve skills.			
		Response Percent	Response Count
Minimal or worse		0.9%	1
Some ability, but not satisfactory		13.7%	16
Satisfactory		14.5%	17
Good		23.1%	27
<b>Excellent</b>		<b>47.9%</b>	<b>56</b>
		Comments	21
		<b><i>answered question</i></b>	<b>117</b>
		<b><i>skipped question</i></b>	<b>9</b>

23. Was corrective feedback to your player provided in a constructive way?			
		Response Percent	Response Count
Not really		3.4%	4
Somewhat, but not adequate		10.3%	12
Yes, adequate		38.5%	45
<b>Yes, outstanding</b>		<b>47.9%</b>	<b>56</b>
		Comments	12
		<b><i>answered question</i></b>	<b>117</b>
		<b><i>skipped question</i></b>	<b>9</b>

24. Did the coach have a positive attitude?			
		Response Percent	Response Count
Not really		0.9%	1
Somewhat, but not adequate		12.0%	14
Yes, adequate		19.7%	23
<b>Yes, outstanding</b>		<b>67.5%</b>	<b>79</b>
		Comments	11
		<b><i>answered question</i></b>	<b>117</b>
		<b><i>skipped question</i></b>	<b>9</b>

25. Based on the league/level that your child played, was the coach fair with regard to playing time?			
		Response Percent	Response Count
Not really		5.1%	6
Somewhat, but not adequate		9.4%	11
Yes, adequate		26.5%	31
<b>Yes, outstanding</b>		<b>59.0%</b>	<b>69</b>
		Comments	18
		<b><i>answered question</i></b>	<b>117</b>
		<b><i>skipped question</i></b>	<b>9</b>

26. Were your coaches positive role models for players, displaying good sportmanship and respect for opponents and umpires?			Response Percent	Response Count
Not really			1.7%	2
Somewhat, but not adequate			6.0%	7
Yes, adequate			24.8%	29
<b>Yes, outstanding</b>			<b>67.5%</b>	<b>79</b>
			Comments	18
			<b>answered question</b>	<b>117</b>
			<b>skipped question</b>	<b>9</b>

27. Would you want your player to have this coach again?			Response Percent	Response Count
Yes			70.1%	82
No			14.5%	17
Doesn't matter			15.4%	18
			Comments	23
			<b>answered question</b>	<b>117</b>
			<b>skipped question</b>	<b>9</b>

28. Please feel free to add any other comments regarding your baseball experience this year.		Response Count
		32
		<b>answered question</b>
		<b>32</b>
		<b>skipped question</b>
		<b>94</b>

29. Would it be OK for a Pacer JBO Board Member to contact you regarding any of your responses? If so, please fill out the following information.

		Response Percent	Response Count
Name:	<input type="text"/>	97.8%	45
Player Name:	<input type="text"/>	93.5%	43
Email Address:	<input type="text"/>	95.7%	44
Phone Number:	<input type="text"/>	84.8%	39
		<i>answered question</i>	<b>46</b>
		<i>skipped question</i>	<b>80</b>